

**Community College Survey of Student Engagement - Truckee Meadows Community College (2017 Administration)**  
**2017 Benchmark Scores Report - Main Survey**

Comparison Group: Large Colleges in the 2017 Cohort\*

[Weighted]

Benchmark	Your College	Large Colleges		2017 Cohort	
	Score	Score	Difference	Score	Difference
Active and Collaborative Learning	50.1	49.4	0.7	50.0	0.1
Student Effort	51.3	49.9	1.4	50.0	1.3
Academic Challenge	52.0	49.5	2.4	50.0	2.0
Student-Faculty Interaction	48.1	48.8	-0.7	50.0	-1.9
Support for Learners	45.5	49.0	-3.5	50.0	-4.5

\* The comparison group and cohort columns on this page INCLUDE your college.

**Community College Survey of Student Engagement  
Truckee Meadows Community College (2017 Administration)**

-  
-  
-  
-  
-



**Community College Survey of Student Engagement - Truckee Meadows Community College (2017 Administration)**  
**2017 Benchmark Frequency Distributions - Main Survey**

Comparison Group: Large Colleges in the 2017 Cohort\*

[Weighted]

Active and Collaborative Learning (ACTCOLL)

			Your College		Large Colleges		2017 Cohort	
Item	Variable	Responses	Count	Percent	Count	Percent	Count	Percent
Item 4: In your experiences at this college during the current academic year, about how often have you done each of the following?								
4a. Asked questions in class or contributed to class discussions [ACTCOLL]	CLQUEST	Never	30	3.1	1,364	2.7	4,703	2.6
		Sometimes	327	33.8	16,045	32.0	55,576	31.2
		Often	317	32.8	17,613	35.1	63,516	35.6
		Very often	294	30.3	15,111	30.1	54,560	30.6
		Total	968	100.0	50,133	100.0	178,355	100.0
4b. Made a class presentation [ACTCOLL]	CLPRESEN	Never	216	22.4	12,548	25.1	44,746	25.2
		Sometimes	434	45.1	20,207	40.5	71,756	40.4
		Often	225	23.4	11,945	23.9	42,264	23.8
		Very often	87	9.0	5,204	10.4	18,786	10.6
		Total	962	100.0	49,904	100.0	177,552	100.0
4f. Worked with other students on projects during class [ACTCOLL]	CLASSGRP	Never	70	7.4	5,343	10.8	19,441	11.0
		Sometimes	363	38.3	18,479	37.3	64,668	36.7
		Often	364	38.4	16,986	34.3	60,770	34.5
		Very often	150	15.9	8,707	17.6	31,196	17.7
		Total	948	100.0	49,515	100.0	176,075	100.0
4g. Worked with classmates outside of class to prepare class assignments [ACTCOLL]	OCCGRP	Never	337	35.3	18,316	37.0	63,995	36.3
		Sometimes	388	40.7	18,919	38.2	66,660	37.8
		Often	153	16.0	8,412	17.0	31,160	17.7
		Very often	77	8.0	3,897	7.9	14,670	8.3
		Total	954	100.0	49,544	100.0	176,485	100.0
4h. Tutored or taught other students (paid or voluntary) [ACTCOLL]	TUTOR	Never	704	73.5	36,663	73.9	129,094	73.1
		Sometimes	177	18.5	9,006	18.2	32,857	18.6
		Often	43	4.5	2,533	5.1	9,541	5.3
		Very often	0	0.0	0	0.0	0	0.0
		Total	924	100.0	48,202	100.0	171,592	100.0






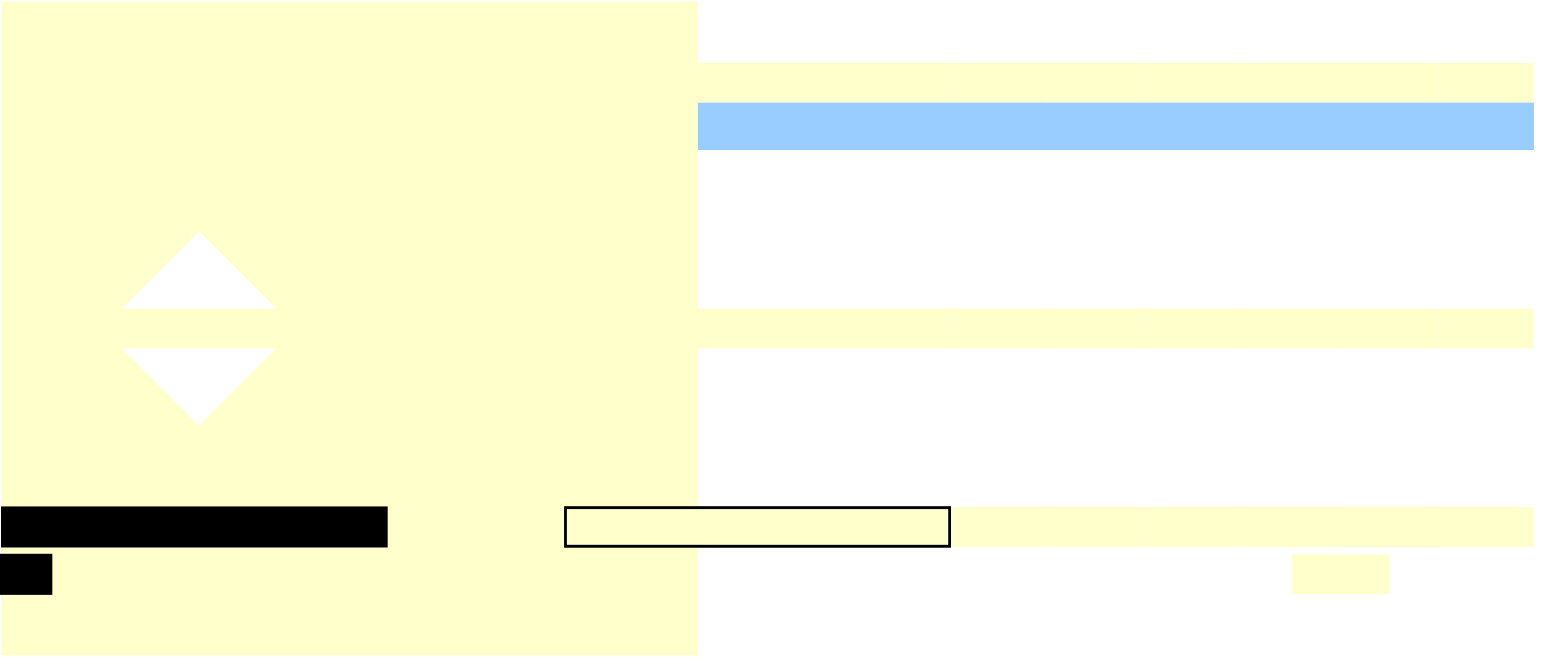









Section 1				Section 2		Section 3	
Sub-section 1.1		Sub-section 1.2		Sub-section 2.1	Sub-section 2.2	Sub-section 3.1	Sub-section 3.2
Row 1							
Row 2							
Row 3		Row 3		Row 3	Row 3	Row 3	Row 3
Row 4							
Row 5							
Row 6		Row 6		Row 6	Row 6	Row 6	Row 6
Row 7		Row 7		Row 7	Row 7	Row 7	Row 7
Row 8		Row 8		Row 8	Row 8	Row 8	Row 8
Row 9		Row 9		Row 9	Row 9	Row 9	Row 9
Row 10							
Row 11							
Row 12		Row 12		Row 12	Row 12	Row 12	Row 12
Row 13		Row 13		Row 13	Row 13	Row 13	Row 13
Row 14							
Row 15							
Row 16		Row 16		Row 16	Row 16	Row 16	Row 16
Row 17							
Row 18							
Row 19		Row 19		Row 19	Row 19	Row 19	Row 19
Row 20							



**Community College Survey of Student Engagement - Truckee Meadows Community College (2017 Administration)**  
**2017 Benchmark Frequency Distributions - Main Survey**

Comparison Group: Large Colleges in the 2017 Cohort\*

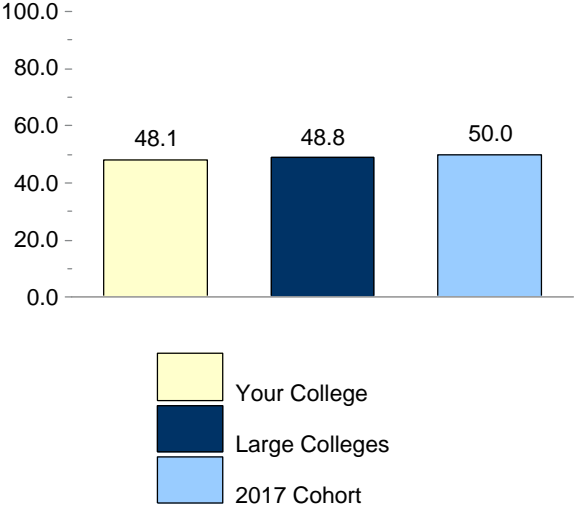
[Weighted]  
 Academic Challenge (ACCHALL)

Item	Variable	Responses	Your College		Large Colleges		2017 Cohort	
			Count	Percent	Count	Percent	Count	Percent
Item 6: During the current academic year, how much reading and writing have you done at this college?								
6c. Number of written papers or reports of any length [ACCHALL]	NUMPAPRRPTS	None	93	9.7	4,918	10.0	17,888	10.2
		1€4	268	28.1	15,640	31.7	55,933	31.8
		5€10	301	31.5	15,766	32.0	55,693	31.7
		11€20	193	20.2	8,443	17.1	30,201	17.2
		More than 20	100	10.5	4,502	9.1	15,994	9.1
		Total	956	100.0	49,269	100.0	175,709	100.0
Item 7								
7. Mark the response that best represents the extent to which your examinations during the current academic year have challenged you to do your best work at this college [ACCHALL]	CHALNGXAM	Extremely easy	10	1.1	485	1.0	1,599	1.0
		(2)	12	1.3	983	2.1	3,498	2.1
		(3)	61	6.8	3,304	7.1	11,242	6.7
		(4)	192	21.5	12,408	26.5	43,408	25.9
		(5)	336	37.6	16,316	34.8	57,785	34.5
		(6)	196	22.0	9,358	20.0	34,081	20.4
		Extremely challenging	87	9.7	3,977	8.5	15,747	9.4
		Total	893	100.0	46,833	100.0	167,360	100.0
Item 9: How much does this college emphasize the following?								
9a. Encouraging you to spend significant amounts of time studying [ACCHALL]	ENVSCHOL	Very little	32	3.4	1,898	3.8	6,602	3.7
		Some	199	20.8	10,832	21.9	38,079	21.6
		Quite a bit	415	43.4	21,170	42.9	75,570	42.9
		Very much	309	32.4	15,460	31.3	55,889	31.7
		Total	955	100.0	49,359	100.0	176,140	100.0

\* The comparison group and cohort columns on this page EXCLUDE your college.

**Community College Survey of Student Engagement**  
**Truckee Meadows Community College (2017 Administration)**  
**2017 Benchmark Bar Chart - Main Survey**  
Comparison Group: Large Colleges in the 2017 Cohort\*

[Weighted]  
Student-Faculty Interaction (STUFAC)



\* The comparison group and cohort bars on this page INCLUDE your college.

**Community College Survey of Student Engagement - Truckee Meadows Community College (2017 Administration)**

**2017 Benchmark Means Report - Main Survey**

Comparison Group: Large Colleges in the 2017 Cohort\*

[Weighted]

Student-Faculty Interaction (STUFAC)

		Your College	Large Colleges		2017 Cohort	
Item	Variable	Mean	Mean	Effect Size**	Mean	Effect Size**
Item 4: In your experiences at this college during the current academic year, about how often have you done each of the following?						
1 = Never, 2 = Sometimes , 3 = Often , 4 = Very often						
4j. Used e-mail to communicate with an instructor [STUFAC]	EMAIL	2.95	2.93		2.95	
4k. Discussed grades or assignments with an instructor [STUFAC]	FACGRADE	2.60	2.61		2.64	
4l. Talked about career plans with an instructor or advisor [STUFAC]	FACPLANS	2.01	2.15		2.21	-0.22**
4m. Discussed ideas from your readings or classes with instructors outside of class [STUFAC]	FACIDEAS	1.77	1.79		1.81	
4n. Received prompt feedback (written or oral) from instructors on your performance [STUFAC]	FACFEED	2.89	2.78		2.78	
4p. Worked with instructors on activities other than coursework [STUFAC]	FACOTH	1.42	1.47		1.50	

\* The comparison group and cohort columns on this page EXCLUDE your college.

\*\* T-test: 2-tailed

If a row contains less than 50 respondents (please see Frequency Distribution that follows), interpret the comparison results cautiously.









